

Lesson 2 Food Culture

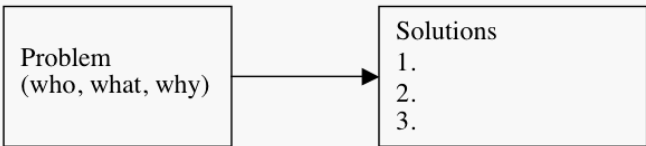
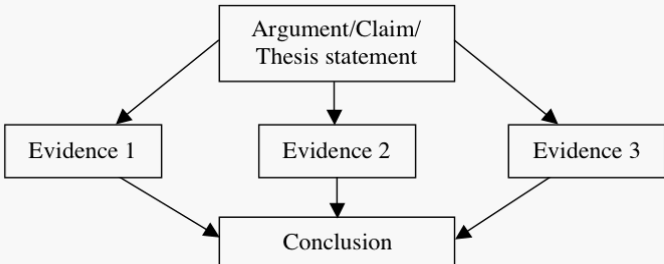
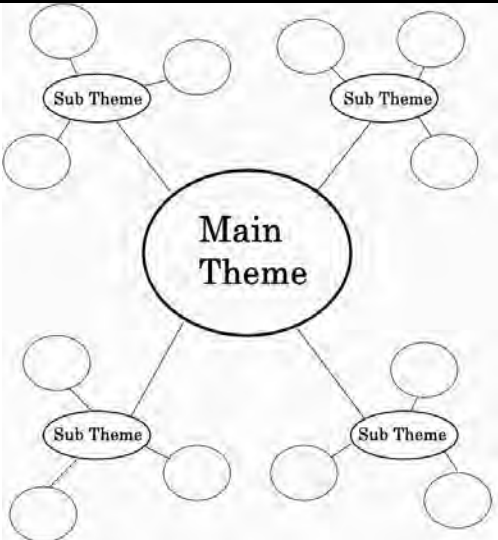
Graphic Organizer 作成タスク①

TASK 1 What is the main theme?

本文の主題(メインテーマ)を句もしくは英文の形で書いてみよう。

TASK 2 Which graphic organizer is the most appropriate?

本文を1度読み、本文の構造に最も相応しいタイプのグラフィックオーガナイザーを選んでみよう。

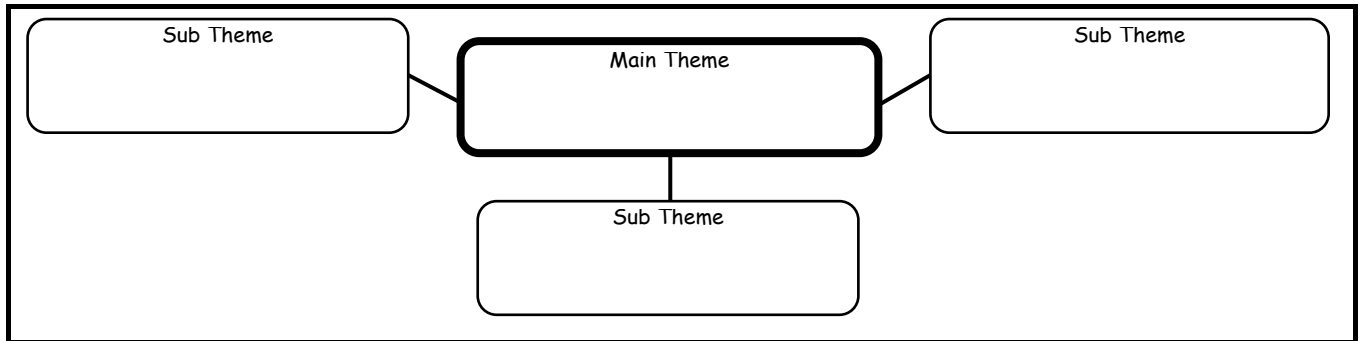
①Problem-solution	 <pre>graph LR; Problem["Problem (who, what, why)"] --> Solutions["Solutions
1.
2.
3."]</pre>									
②Argument	 <pre>graph TD; A["Argument/Claim/ Thesis statement"] --> E1["Evidence 1"]; A --> E2["Evidence 2"]; A --> E3["Evidence 3"]; E1 --> C["Conclusion"]; E2 --> C; E3 --> C</pre>									
③For-against	<table border="1"><thead><tr><th></th><th>For</th><th>Against</th></tr></thead><tbody><tr><td>Position 1</td><td></td><td></td></tr><tr><td>Position 2</td><td></td><td></td></tr></tbody></table>		For	Against	Position 1			Position 2		
	For	Against								
Position 1										
Position 2										
④Description and Classification	 <pre>graph TD; MT((Main Theme)) --- ST1((Sub Theme)); MT --- ST2((Sub Theme)); MT --- ST3((Sub Theme)); MT --- ST4((Sub Theme)); ST1 --- C1(()); ST1 --- C2(()); ST2 --- C3(()); ST2 --- C4(()); ST3 --- C5(()); ST3 --- C6(()); ST4 --- C7(()); ST4 --- C8(())</pre>									
⑤Timeline	<table border="1"><tr><td>T1</td><td></td></tr><tr><td>T2</td><td></td></tr><tr><td>T3</td><td></td></tr><tr><td>T4</td><td></td></tr></table>	T1		T2		T3		T4		
T1										
T2										
T3										
T4										

Lesson 2 Food Culture

Graphic Organizer 作成タスク②

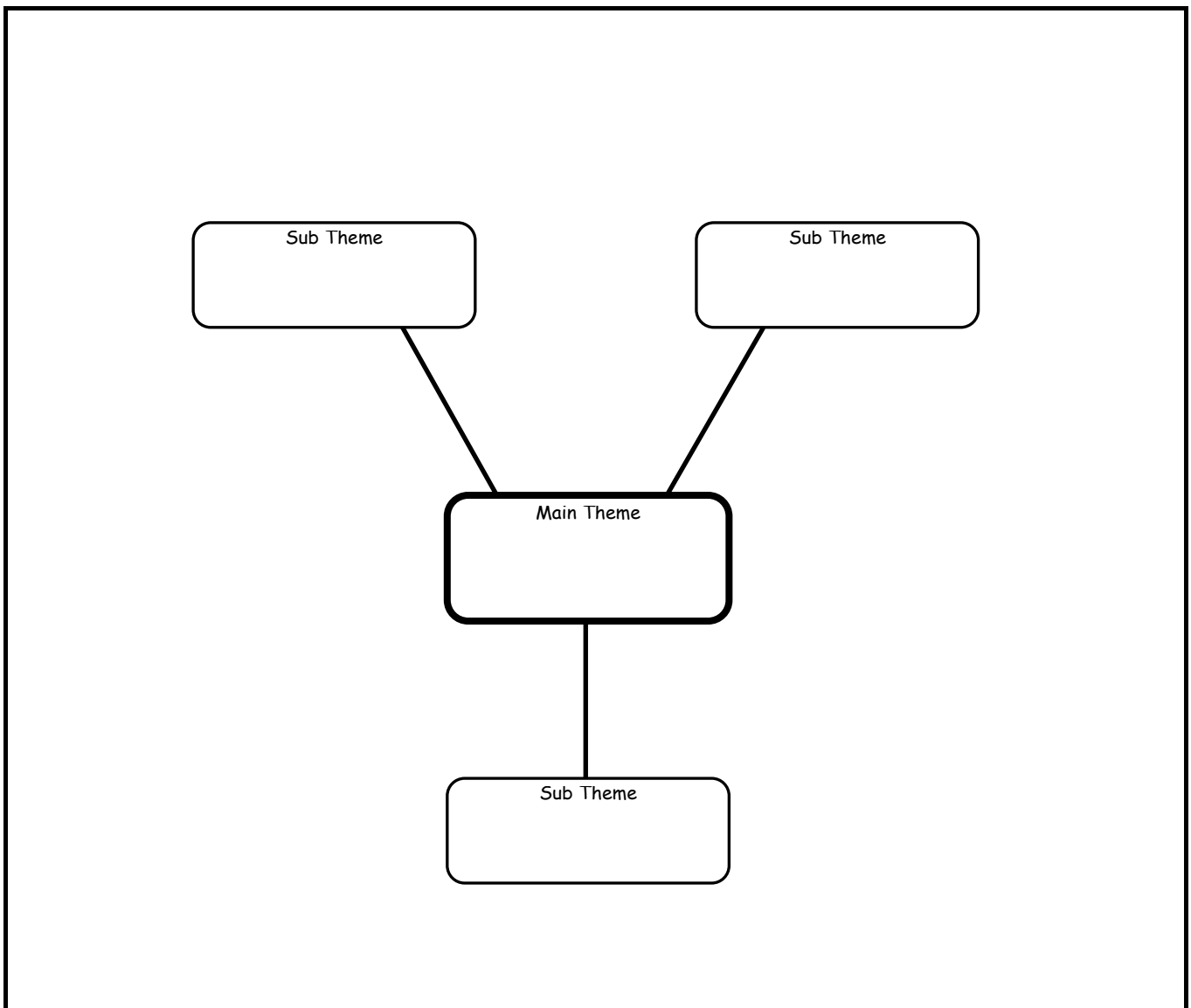
TASK 3 What are the sub themes? Let's listen to the text !

本文を聴いて、副題(各パラグラフの主題)を句もしくは英文の形で書いてみよう。

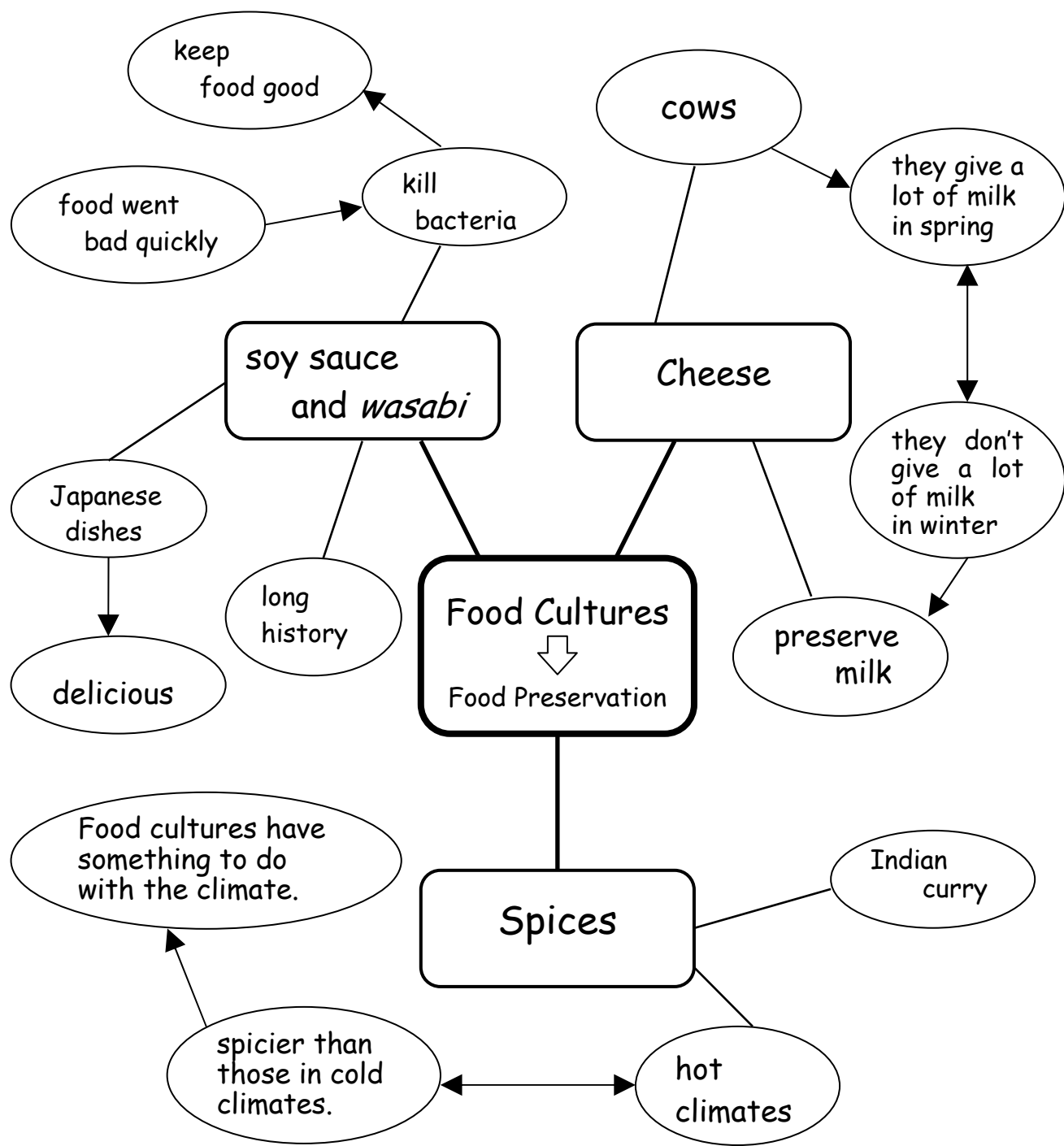


TASK 4 Complete the graphic organizer. Let's read the text !

本文を読んで、項目を書きくわえ、グラフィックオーガナイザーを完成させよう。



【解答例】



参考文献：

Grabe, W. (2009). *Reading in a second language: Moving from theory to practice*. New York, NY: Cambridge University Press.